


POWER PLANT LOCATOR

NAME

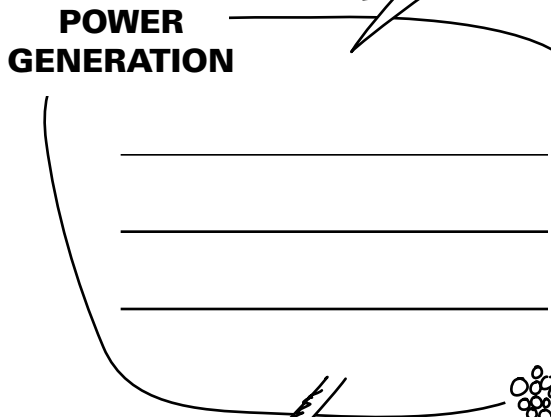
WHERE DO YOU PUT THE PARTS OF A POWER PLANT?

What if you built a power plant?
Where would you put everything?
All these things can be found in a power plant.
Write them in the correct areas below.

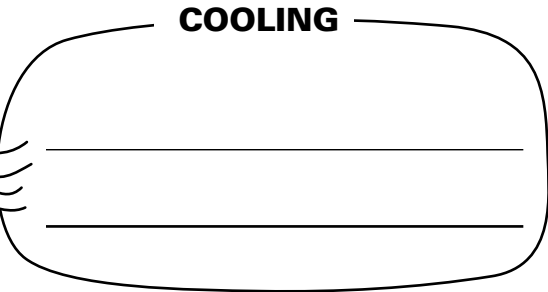
- | | | |
|-------------|--------------------|----------------|
| scrubber | transmission lines | switching yard |
| transformer | conveyer belts | train |
| coal barn | cooling towers | precipitator |
| turbine | generator | boiler |
| ash house | baghouse | condenser |



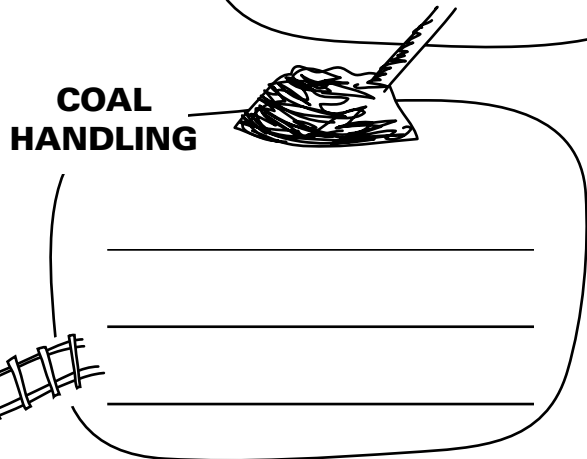
TRANSMISSION AND DISTRIBUTION



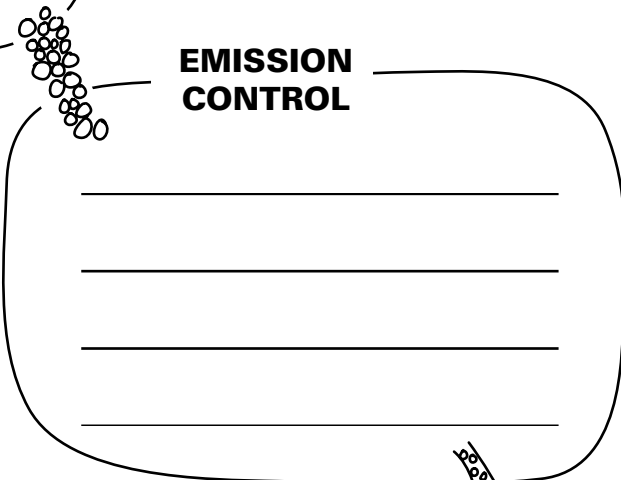
POWER GENERATION



COOLING



COAL HANDLING



EMISSION CONTROL

